
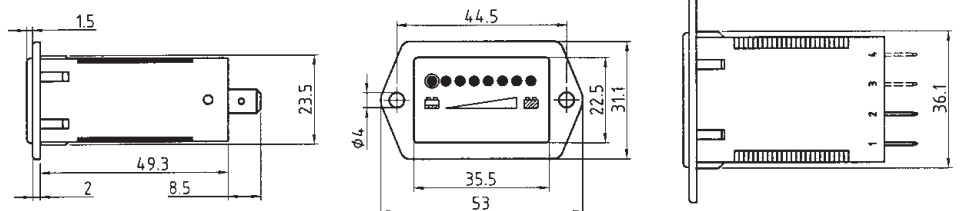


Battery controllers, 48 x 24 mm, 53 x 31 mm, \varnothing 52 mm

The well-known microprocessor controlled BAUSER battery controllers with or without relay output are available in further housing versions. They monitor the remaining capacity of traction batteries. The controllers are produced with a standard discharge voltage of 1,73 V/cell. Standard units are available in 24 V DC. Other customised discharge voltages are available on request (depends upon quantities). The discharge voltage cannot be changed afterwards.

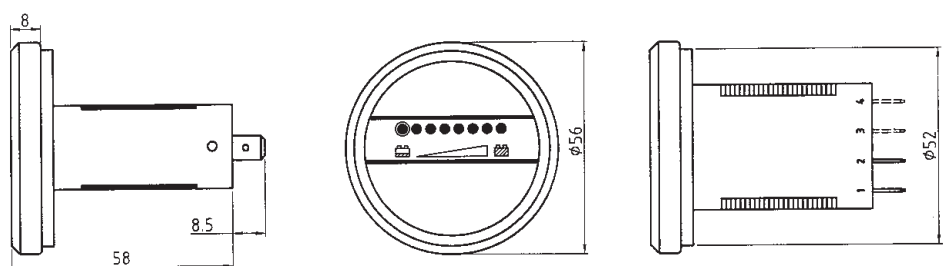
Plastic housing black, with front fixing



type 826, 826.6

	with relay output	without relay output
826	■	
826.6		■

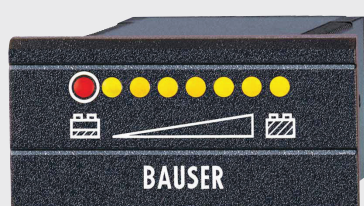
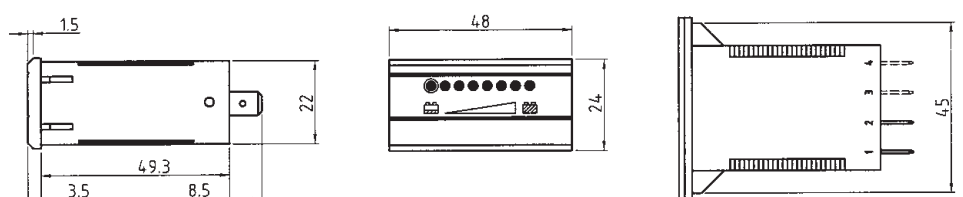
Housing for flush-mounting: \varnothing 52 mm, front: glass with bevelled-black-chrome-plated bezel



type 827, 827.6

	with relay output	without relay output
827	■	
827.6		■

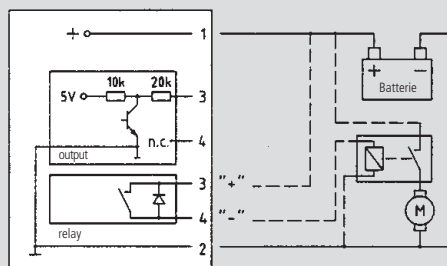
Plastic housing black 48 x 24 mm



type 828, 828.6

	with relay output	without relay output
828	■	
828.6		■

Technical specifications



wiring diagram

The remaining capacity of the battery is clearly visible by a multi LED indication (7 yellow LEDs, 1 red LED). The single LEDs extinguish from the right to the left. If the remaining capacity falls under the limiting value "prewarning" (approx. 25%), the last yellow LED will flash. By reaching the discharge voltage, the red LED lights up. The unit also features of a relay output (it depends upon the type).

After cutoff the relay locking for restart would be activated. In order to terminate a started operation, i.e. lifting process, the locking for restart can be abolished one single time for about 30 sec. by switching the unit off and on again.

housing:	type 826: black plastic housing, with front fixing type 827: housing for flush-mounting: Ø 52 mm, glass with bevelled-black-chrome-plated bezel type 828: plastic housing black 48 x 24 mm
operating voltage:	24 V DC / ±25 %
special voltages:	12, 36, 48 V DC / ± 25%, others on request
current consumption:	< 50 mA at 12 V DC / <30 mA at 24...48 V DC
display:	multi bar display (7 yellow, 1 red)
prewarning:	approx. 25 % - last yellow LED flashes
discharge voltage:	1.73 V/cell (on request other special discharge voltages available)
relay contact:	voltage free, breaking capacity 12V / 2A, 24V / 2A, 36V / 1.5A, 48V / 1A
cutoff:	red LED active, relay contact opens, at discharge voltage
relay restart:	after relay cutoff, one single restart for 30 sec. is possible
reset voltage:	2.09 V/cell (battery is separated from the vehicle while charging) 2.35 V/cell (battery remains in the vehicle while charging)
ambient temp.:	-30 °C to +70 °C
stocking temp.:	-40 °C to +80 °C
electr. connections:	AMP plugs 6.3 x 0.8 straight
protection:	IP65 (frontal)
vibration resistance:	20 g according to SAEJ1378, 1 g (10...500 Hz) according to EN 60068-2-34
shock resistance:	55 g according to SAEJ1378, 30 g (18 ms) according to EN 60068-2-27 25 g (6 ms) according to EN 60068-2-29
EMC:	EN 55011, EN 61000-6-2
approval:	CE, UL, cUL
data storage:	EEPROM (25 years)
fixing:	retaining clip or frontal fixing
weight:	type 826: approx. 30 g type 827: approx. 50 g type 828: approx. 30 g
cutout:	type 826: 36.8 ±0.2 x 24.1 ±0.2 mm type 827: Ø 52 +0.5 mm type 828: 45 +0.5 x 22 +0.5 mm

Order specifications: Type, voltage, and if needed other discharge voltage.

If you need further assistance, please feel free to contact our service hotline phone no:
+49 (0) 74 85 / 181 - 0

Discharge voltages in V/cell

The discharge voltage is factory-made and cannot be changed afterwards.

A	B	C	D	E	F	G	H	I	J	K
1,57	1,63	1,68	1,73	1,78	1,82	1,84	1,86	1,89	1,91	1,93